

SWITCH

8511-29

OVERVIEW AND OPERATION PROCESS

1. OVERVIEW

Additional Functions of Multifunction Switch

Auto light position

Front wiper operation range (move the wiper lever up/down)

Rear wiper operation

Rear wiper and washer coupled operation

Auto Washer Switch
When the front wiper switch is off and this switch is pressed, washer fluid will be sprayed and the wiper will automatically operate 4 times. Then, the fluid will be sprayed again and the wiper will automatically operate 3 times.

Front Wiper and Washer Coupled Operation
Pull the lever briefly (below 0.6 seconds): One wiping cycle with washer spray.
Pull and hold the lever for more than 0.6 seconds: Three wiping cycles with washer spray.

Power ON/OFF Switch

The Power ON/OFF switch of audio system is located at left side of the steering wheel. To turn on the audio system, press this switch. To turn it off, press this switch again.

Audio Remote Control Switch



Door Switches (Driver side)

Driver's Power Window Switch
Driver can controls all door windows (Open/Close/Lock/Unlock) and doors (Lock/Unlock) with this switch unit.



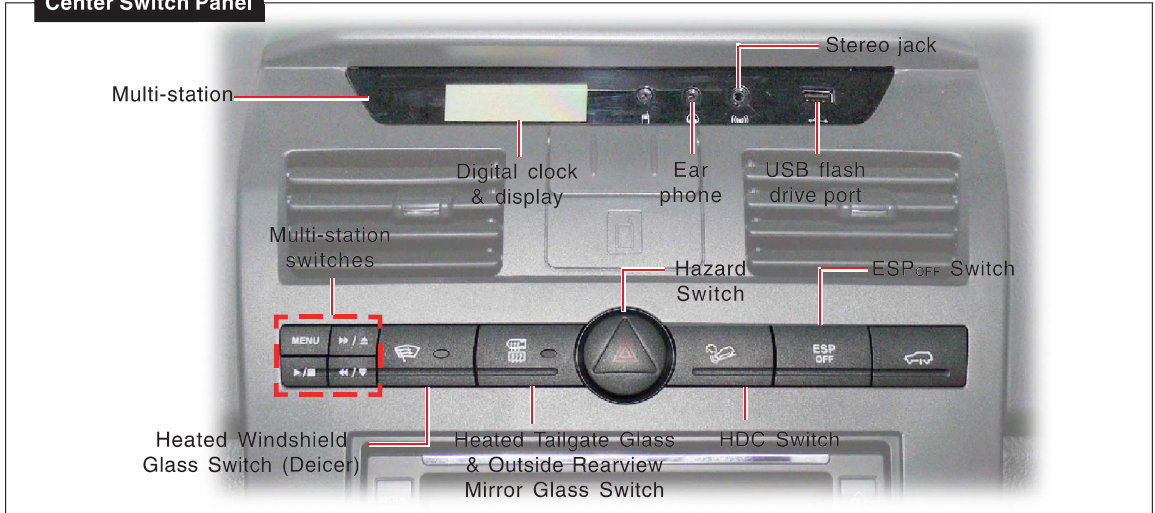
Easy access & seat memory switch

Outside rearview mirror folding switch


Outside rearview mirror adjustment switch

Modification basis	
Application basis	
Affected VIN	

Center Switch Panel



* No switches for vehicle with AWD and 2WD



Modification basis	
Application basis	
Affected VIN	